

# yellow.co.nz online profile image guidelines


---



## Hero banner

The maximum area this banner will occupy will be 730px(w). It's recommended hero banner images are uploaded at the following dimensions:


**728px(w) x 90px(h)**



## Carousel

The carousel is a collection of all the existing business images. It is quite versatile and can accommodate all sizes by way of scaling them to fit into the desired constraints set out by the carousel component. It's advisable to keep images relatively small to increase page speed and ultimately provide a better experience. Please upload these images to be uploaded in the following dimensions:


**720px(w) x 480px(h)**



## Coupon

All coupon images to be uploaded in the following dimensions:

**477px(w) x 170px(h)**



## Business logo

It's recommended to upload your business logo at double these dimensions (**260 px(w) x 260px(h)**) to cater for double density screens (eg. Most smart phones, Apple MacBook Pros with Retina displays, all new Apple Mac Pro laptops, etc.). Double density screens will still show the minimum required dimensions but will lack the crispness the double density screens are designed for.

**130px(w) x 130px(h)**

